

Long Term Care of Your Parker "51"

Your pen will function better if it is flushed thoroughly every six months. To clean the point and ink feed, immerse the point in ink (preferably Parker Quink) for about five minutes.

If your Parker "51" is the cartridge model, remove the cartridge and, with pen point down, let a slow stream of cold water course through the pen. Shake out any excess water.

To Load Your Parker "51" Mechanical Pencil

To eject any old particles of lead, turn the cap clockwise until a click is heard. Then turn the cap counter-clockwise until a click is heard again. Insert new lead into tip and push in. Turn cap clockwise until lead projects about $1/8$ ". Press the point on a hard surface to seat the lead.

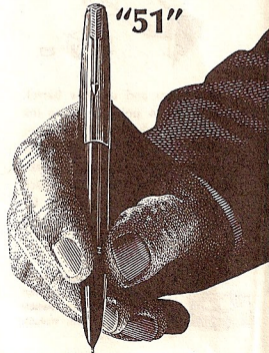
A Statement of Quality

All Parker writing instruments are sold to the public on the understanding that the Company agrees to correct, without charge, any defect in materials and workmanship that is revealed within one year of purchase.

Service

Your Parker dealer will be glad to direct you to the nearest Authorized Parker Service Station. All repairs are subject to a nominal charge for service and cost of replacement parts.

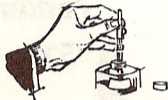
The Award- Winning Parker "51"



Now Available in Both Standard and Cartridge-fill Models!

- World-famous arrow clip
- Modern hooded nib in 14K gold

To Fill From an Ink Bottle

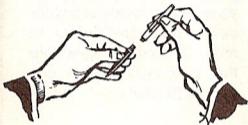


Remove cap and unscrew barrel. Immerse pen point in clean ink and press ribbed bar four times for maximum fill. Wipe off excess ink with absorbent tissue. Replace barrel and let pen point touch paper. Allow a few seconds for the ink to reach the pen point before writing.



Parker Quink in the Diamond Bottle
The ink that's best for all pens keeps your pen clean as it writes. Available in six permanent colors, Washable Royal Blue and Black.

To Load With an Ink Cartridge



Remove cap and unscrew barrel. Insert cartridge with arrow pointing forward as shown. Push in gently until you can feel the cartridge seat itself.

Replace the barrel and the tightening motion will puncture the cartridge inside the pen. Your hands remain free of ink. Allow a few seconds for ink to reach the point.

Parker's Extra-Large Ink Cartridges

Write up to 10,000 words on a single cartridge. Available in six permanent colors and Washable Royal Blue and Black.



THE PARKER PEN COMPANY

Maker of
the world's most wanted pens

JANESVILLE, WISCONSIN